

# Welcome to Early Years at Walsh C of E Infant and Junior School.





## Our Aim

To help you gain a better understanding of your child's first few weeks at school and welcome you to our school family.





# Our Vision

"Our vision is to create a peaceful, nurturing Christian school community where everyone knows they belong. Our inclusive approach ensures that everyone is valued, has high aspirations and given opportunities to flourish in every area of life."

**'Nothing will be impossible with God' *Luke 1 v 37***

# Flourishing together,



## with God as our firm foundation.

**'You are Peter and on this rock I build my Church.'** *Matthew 16:18*



# Our School Values



## Community



The Good Samaritan (Luke 10:25-37)

We should love and include everyone and we are all equal

## Peace



Jesus calms the storm (Matthew 8:23-27)

In the midst of a struggle and difficulties there can be peace

## Love



The Prodigal son Luke (15:11-32)

We all make mistakes but God still loves us

## Resilience



The lost coin (Luke 15:8-10)-

Keep on trying, don't give up and you can achieve your goal





# This is Gold Classroom and outdoor learning.







# This is Silver Classroom and outdoor area.





# Transition into School

---

- Nursery Visits

- Stay and Play Sessions

- Teddy Bears Picnic

- Home Visits





# Stay and Play Sessions







# Teddy Bears Picnic

---



# Home Visits








# A typical day in Early Years, Gold and Silver Classes.

- Ready, Steady, Go Time and Registration.
- Children are encouraged to work independently, in small groups, teacher led groups or individually.
- Children have a snack at the snack bar when there is a natural break in their learning.
- They have a variety of child initiated learning and teacher focused learning.
- When the children are settled in, we will group them in small groups named after colours/animals etc. This is mainly for organisation and to ensure a fair mix of directed teaching time and developing their own interests during child initiated learning.
- The children have access to outdoor learning throughout the day where they can access the seven areas of learning.





## Photos of a typical day







# Lunchtime

This is a picture of the hall where we will have our lunch.



- We encourage them to use a knife and fork and to try food if it is new to them our Year 2's come and help at lunchtime.



# In the mornings and at home time...

- In the mornings you will enter the playground from the small gate and walk through the playground where you can say goodbye to your child. They will be met by a member of staff and taken to their classroom.
- In the classroom there will be a selection of free choice learning for your child to choose.
- Please use the same system for home time and collect your child from the gate in our garden and by the steps. We finish school at 3.15pm.
- Please keep younger children close to you to keep them safe in the car park and away from the cars.






# Play Time







# Outdoor learning in our Forest School







# PE

- Please bring PE kits to school in their labelled bag during their first week of school. Your child's PE kit will be kept at school on their peg.
- Please make sure if your child has earrings that you remove them on your PE day.
- If your child has long hair, please have it tied back.
- Please make sure all clothes and shoes are named – even socks!
- Please practice getting changed with your child.
- We will confirm PE days in September.





# Promoting Positive Behaviour

- Our Golden promises are Be safe, Be ready and Be kind and respectful– underpin our behaviour linked to our positive relationships and behaviour policy.
- Our Celebration Assembly every Friday celebrates children that have shown our school Values and Golden Promises as Star of the Week and Gold Awards.
- There are mainly other class rewards, positive praise, magic moments, and group rewards



Persistent  
Penguin



Teamwork  
Toucan





# School readiness

- Starting Infant School is an exciting new chapter in your child's life. We are aware of the importance of this big step, and are dedicated to helping children settle in quickly, build positive relationships and enjoy school life.
- At Walsh, we understand that it can feel daunting when your child starts 'big school', so we have compiled some helpful tips about the learning behaviours we foster in EYFS and some ideas to get your child off to a great start in developing these skills, these are in your welcome pack.
- We want our children to have:
  - have strong social skills
  - can cope emotionally with being separated from their parents
  - are relatively independent in their own personal care
  - have a curiosity about the world and a desire to learn







# Key practical skills for school

There's a whole range of practical skills that will come in handy during a busy school day. If children have practised each of these before they start school, it can help them to be independent and feel confident:

- **Recognising their name** – please label all their clothes
- **Going to the toilet on their own** and washing hands
- **Putting their coat and shoes on** - learning to be independent
- **Dressing** – this is another key skill that will really help us.
- **Eating** – whether having a school or a packed lunch, helping your child prepare for lunchtime is very beneficial.

## Not all children develop at the same pace.

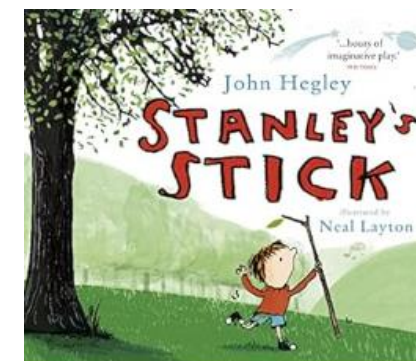

- If your child can't do all these things perfectly before they start school, don't panic, we always get to know them and start their learning where they are and they will get there in the end with your help and encouragement. Do let us know about any concerns and that way we will be ready to help.



# Autumn Term One – Marvellous Me

Our curriculum is designed to inspire a love of learning through interesting and exciting topics. Although we have a plan for the year, we do base our learning on the interests of the children .

The colour monster   All about me and my family   Our class as a family   Stanley's stick



During the first term we will invite you to a phonic workshop to share how we teach early reading and hopefully can invite you into school for reading sessions with your child.



# Welcome to our Walsh family.



- PTFA
- Family events
- Phonics workshop date to be confirmed (October)
- Class Assemblies
- Library and reading helpers
- Open door policy
- Parent meetings – November and March



# Attendance



- We continually focus on the importance of attendance and punctuality to ensure that your child has the best possible start in life.
- All holiday's in term time are discouraged
- We will update you on your child's attendance every half term with a RAG rated letter of attendance. All absences below 90% is classed as Persistently Absent and we will work with you to help improve this.

Attendance during 1 year	Days lost	This equates to...
95% attendance	9 Days	nearly 2 weeks
90% attendance	19 days	nearly 4 weeks
85% attendance	29 days	nearly 6 week
80% attendance	38 days	nearly 8 weeks
75% attendance	48 days	nearly 10 weeks
70% attendance	57 days	nearly 11.5 weeks
65% attendance	67 days	nearly 13.5 weeks





# A few things to remember!

- Please label everything!
- Absence from school – always phone the office in the morning
- Book bags and water bottles– please bring into school everyday and check book bag every evening
- Jewellery – children are only allowed to wear small stud earrings and not for PE
- Newsletters- these are full of information and are sent weekly
- School dinners- we would encourage all children to have a school dinner and can help support them if they need help trying new foods.
- Any concerns or worries please speak to your class teacher so we can support you or speak to or email the office and they will pass your message to the class teacher.



Thank you for coming

We are looking forward to being part of your next adventure.

